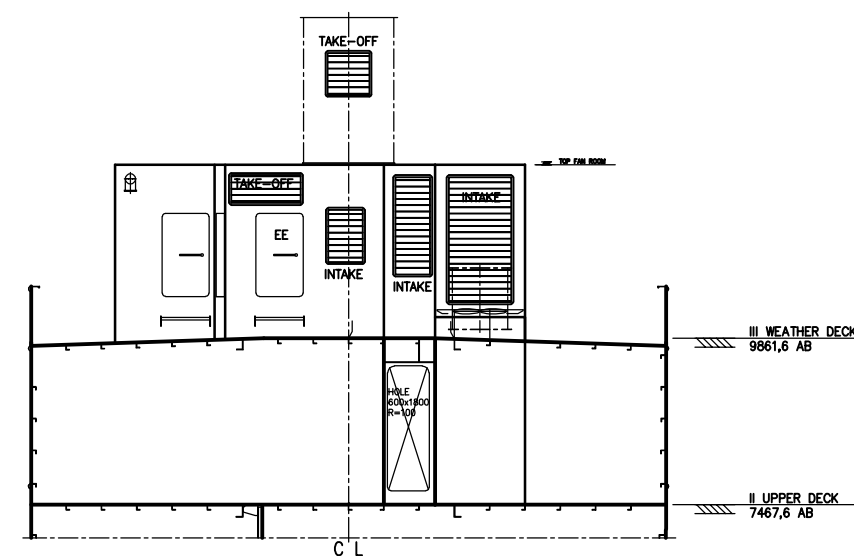
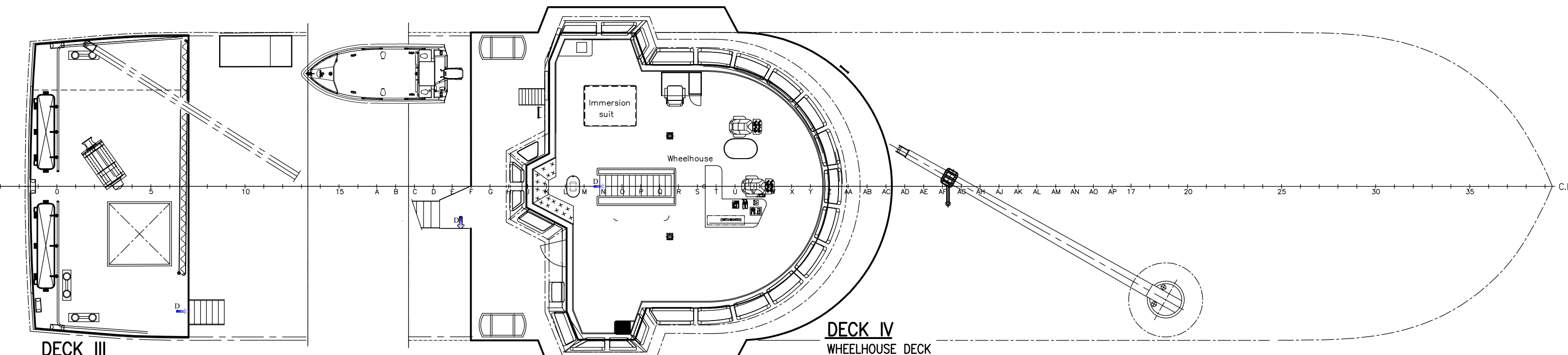


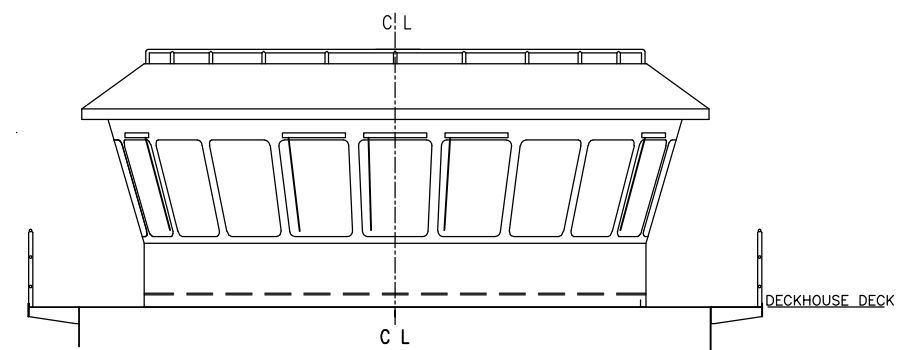
PROFILE VIEW



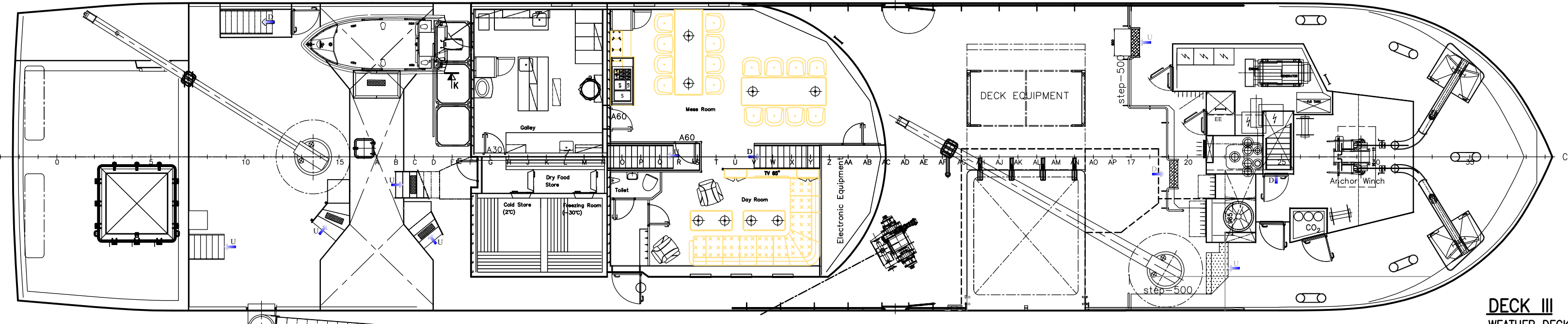
FORE DECKHOUSE - AFT BULKHEAD



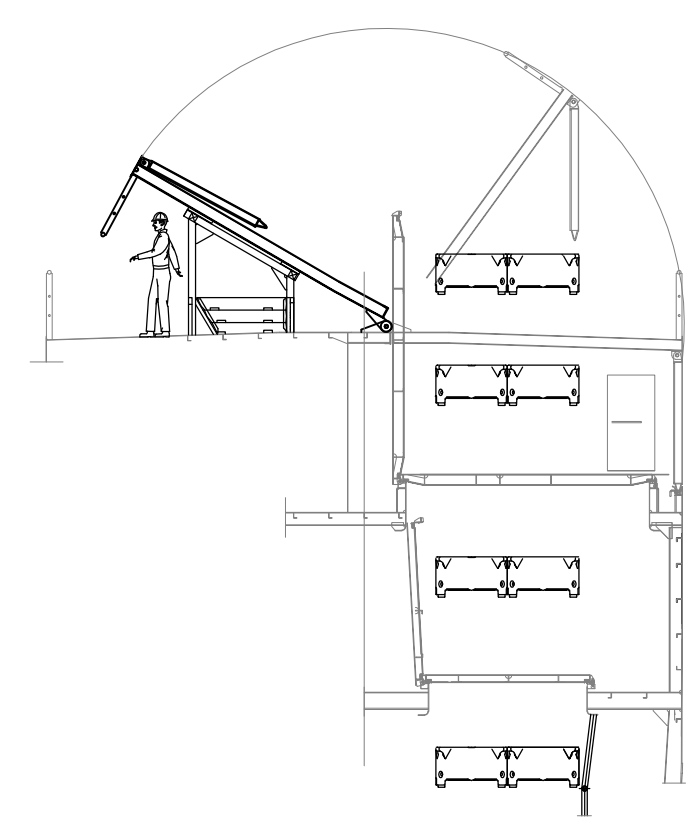
DECK IV  
WHEELHOUSE DECK



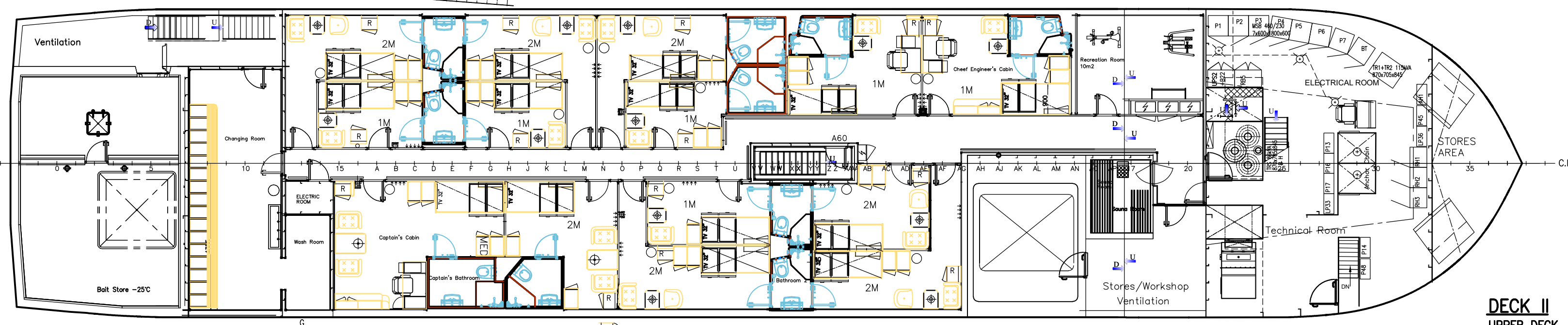
WHEELHOUSE - FORE VIEW



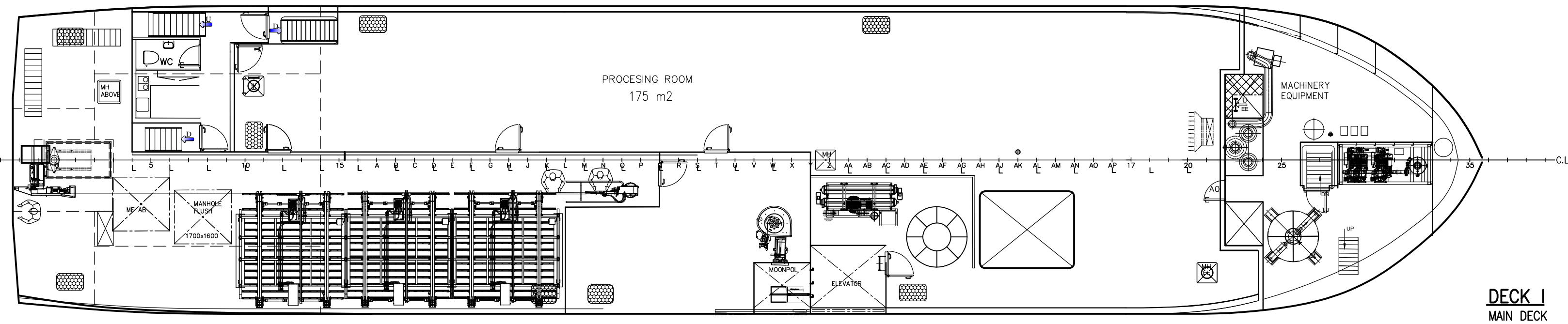
DECK III  
WEATHER DECK



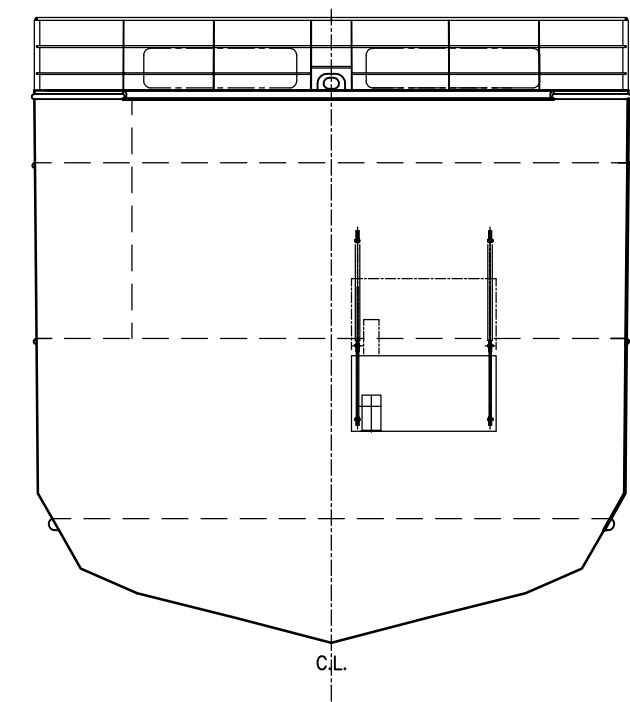
LOADING HATCHES



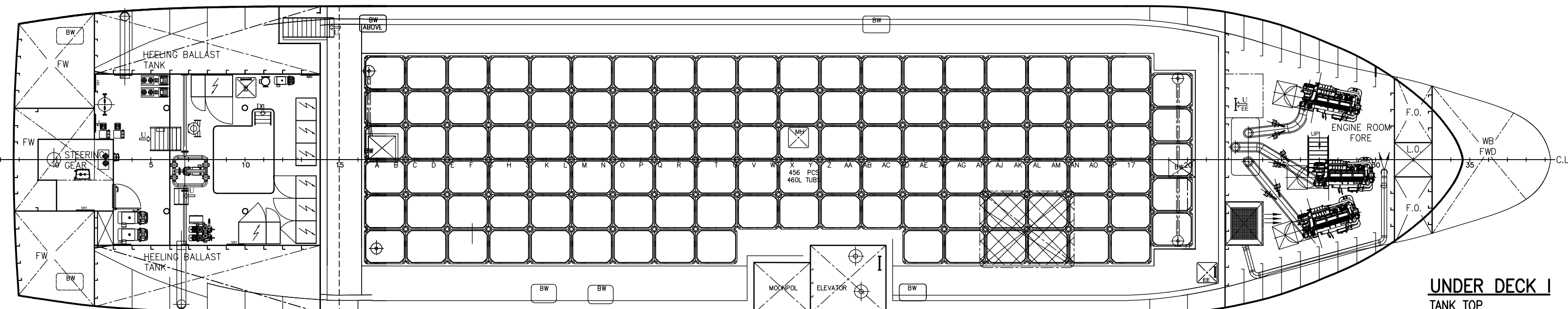
DECK II  
UPPER DECK



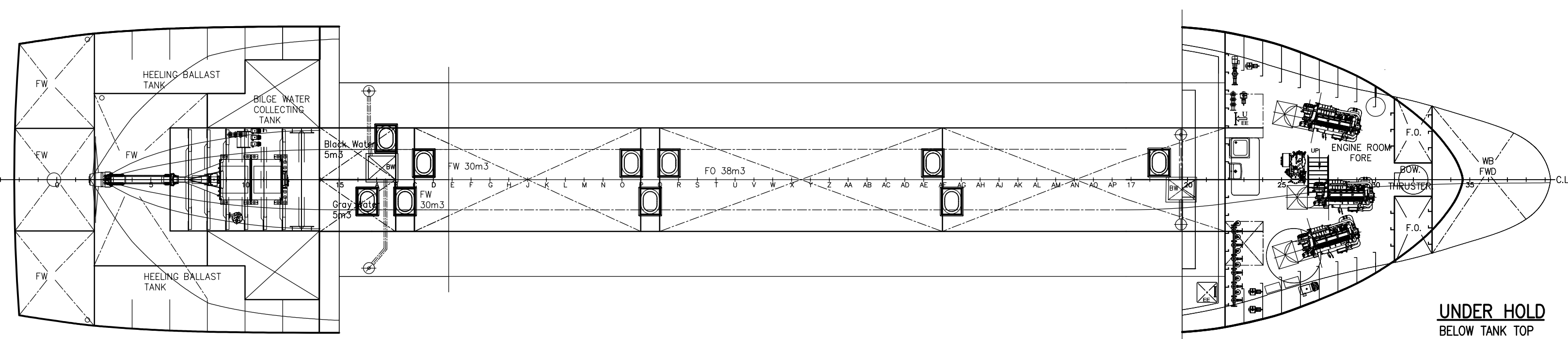
DECK I  
MAIN DECK



TRANSOM



UNDER DECK I  
TANK TOP



UNDER HOLD  
BELOW TANK TOP

LENGTH o.a.	45.60m
LENGTH p.p.	43.50m
BEAM	9.14m
DRAUGH	4.40m
DEPTH TO DECK 1	5.18m
DEPTH TO DECK 2	7.77m
DEPTH TO DECK 3	10.30m
HOLD CAPACITY	456 tubs 460l
CREW	20 pers.

REV.	DATE	REV. DESCRIPTION	SCALE
19	2016-12-15	UPDATED DRAWING	1:75
18	2016-10-10	OWNER REMARKS: ICE MACHINE & RECESS FOR VENT. ADDED. RAILING & M/I CHANGED	1:75
17	2016-07-14	UPDATED DRAWING - CHANGES SANITARY UNITS, TV & FRIDGE IN CABINS, WHEELHOUSE ARRANGEMENT MODIFICATION, SALINA MODIFICATION	1:75
16	2016-06-17	UPDATED DRAWING	1:75
15	2016-06-06	UPDATED DRAWING	1:75
14	2016-05-28	UPDATED DRAWING	1:75
13	2016-03-03	UPDATED - OWNER REMARKS	1:75
12	2016-03-03	UPDATED - OWNER REMARKS	1:75
11	2016-03-03	UPDATED - OWNER REMARKS	1:75
10	2016-02-26	UPDATED - OWNER REMARKS	1:75
09	2016-02-19	UPDATED - OWNER REMARKS	1:75
08	2016-02-03	UPDATED - OWNER REMARKS	1:75
07	2016-01-27	UPDATED - OWNER REMARKS	1:75
06	2015-12-23	UPDATED - 100-000-04 - General Arrangement.dwg	1:75
05	2015-11-25	UPDATED - OWNER REMARKS	1:75
04	2015-11-25	UPDATED - OWNER REMARKS	1:75

GENERAL ARRANGEMENT		DATE	16.11.15
45m LONGLINER		DESIGN	SB/LS
		DRAWN BY	SB
		CHECKED BY	SB
PROJECT NO.	AL15	SCALE	1:75
DRAWING NO.	100-000	REV.	19
PAGE	19	TOTAL PAGES	1(1)